

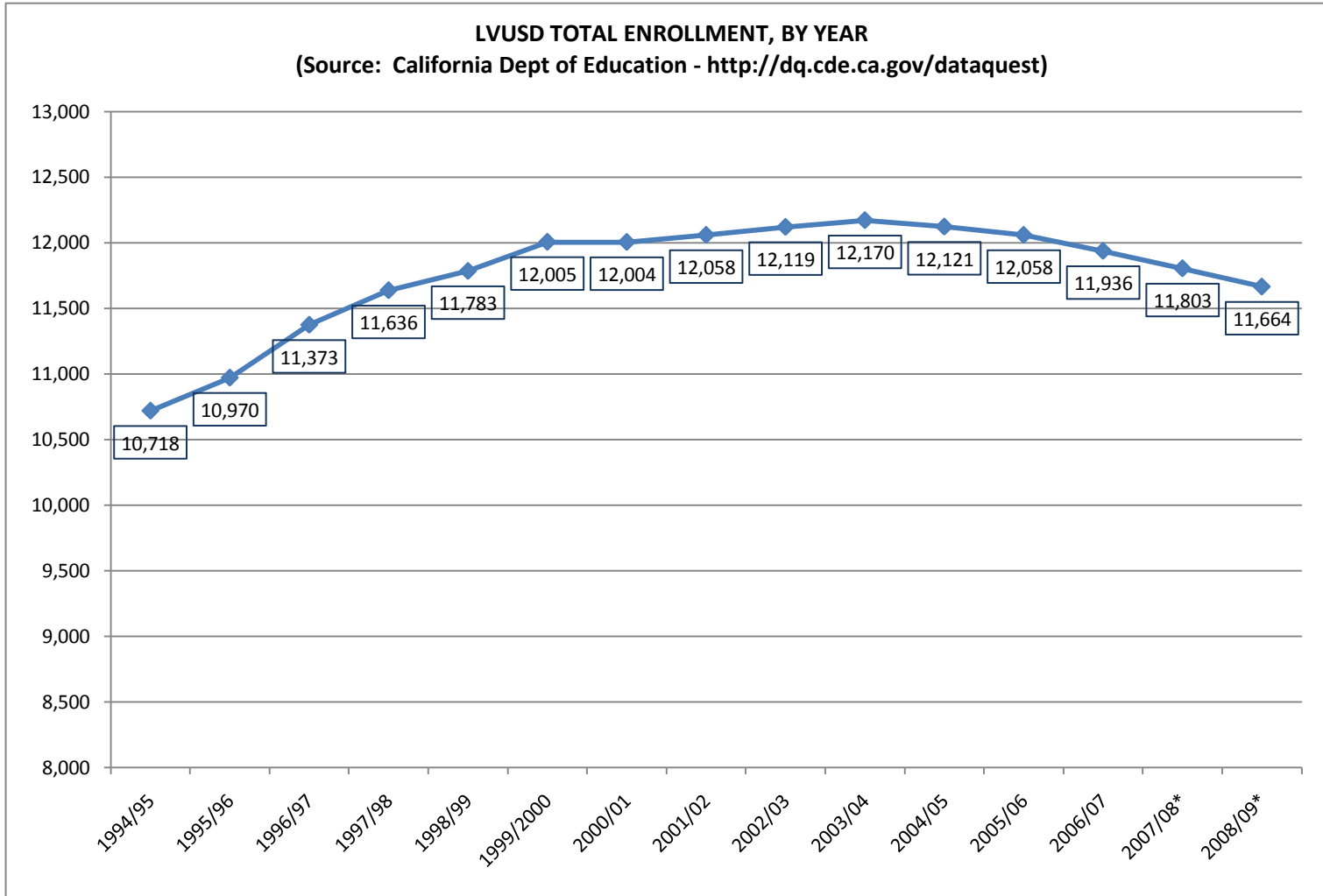
**LVUSD Total Enrollment, By Year**

**SOURCE:** numbers transcribed from California Department of Education

*Typed from DOE Chart*

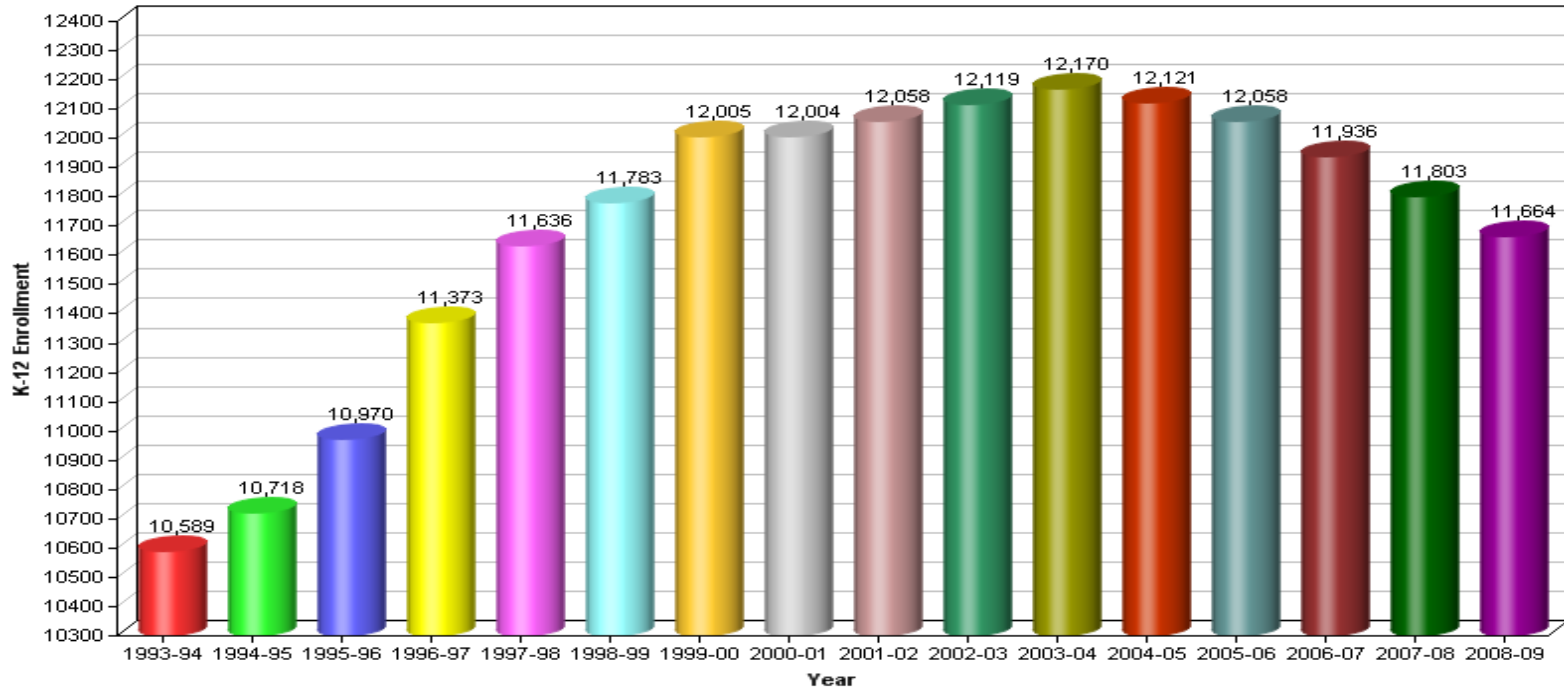
1994/95	10,718
1995/96	10,970
1996/97	11,373
1997/98	11,636
1998/99	11,783
1999/200	12,005
2000/01	12,004
2001/02	12,058
2002/03	12,119
2003/04	12,170
2004/05	12,121
2005/06	12,058
2006/07	11,936
2007/08*	11,803
2008/09*	11,664

*Cross Check* 187,007



**SOURCE:**

Copied & pasted directly from  
California Dept. of Education  
Web Site



**\* NOTE:**

*For these totals in the DOE's TOTAL CHART:*

*The total numbers from DOE for 2007/08 and 2008/09*

*are slightly here in the DOE's own TOTALS graph, than they are in the DOE's own DETAILS page (next tab)*

*I think the DOE made a mistake on its own TOTALS page for 2007/08 and 2008/09,*

*and that these two numbers, here, are slightly higher than they should be.*

*I think 2007/08 s/b 11,776 and 2008/09 s/b 11,626, per detail counts.*

*These numbers are for total enrollment.*

*Thus, they include both in-district and out-of-district students that LVUSD allowed to enroll.*

*Only in-district taxpayers pay LVUSD Parcel Taxes and Bonds; therefore out-of-district students get the benefits*

*while in-district taxpayers must pay for the out-of-district student associated costs.*

*Enrollment is clearly declining.*

*Disallowing out-of-district students would reduce the total enrollment, and thus would cause the LVUSD to reduce*

*their costs by reducing the numbers of administrators, teachers, possibly schools, and other associated costs, as enrollment declines.*

*In-district taxpayers should not have to pay for out-of-district students.*

**DETAIL, BY YEAR**

**SOURCE:** copied & pasted these from CA DOE web site.

1993/94	01	School	Sch. Code	K	Grade 1	Grade 2	Grade 3	Grade 4	Grade 5	Grade 6	Grade 7	Grade 8	Ungr. Elen	Grade 9	Grade 10	Grade 11	Grade 12	Ungr. Sec.	Total Enroll.	Adults ir
1993/94	02	Agoura High	1930080	0	0	0	0	0	0	0	0	0	0	437	427	484	415	29	1,792	0
1993/94	03	Arthur E. Wright Mi	6014781	0	0	0	0	0	0	492	450	488	35	0	0	0	0	0	1,465	0
1993/94	04	Bay Laurel Elementa	6110563	65	88	101	74	65	79	0	0	0	6	0	0	0	0	0	478	0
1993/94	05	Calabasas High	1931781	0	0	0	0	0	0	0	0	0	0	349	353	298	283	14	1,297	0
1993/94	06	Chaparral Elementar	6014799	74	97	58	83	90	96	0	0	0	0	0	0	0	0	0	498	0
1993/94	07	Indian Hills Continua	1931260	0	0	0	0	0	0	0	0	0	0	21	27	25	17	0	90	0
1993/94	08	Lindero Canyon Mid	6066765	0	0	0	0	0	0	347	365	351	22	0	0	0	0	0	1,085	0
1993/94	09	Lupin Hill Elementar	6085658	127	99	123	123	95	126	0	0	0	0	0	0	0	0	0	693	0
1993/94	10	Round Meadow Eler	6014807	65	89	88	94	98	87	0	0	0	13	0	0	0	0	0	534	0
1993/94	11	Sumac Elementary	6093025	86	107	104	111	90	97	0	0	0	9	0	0	0	0	0	604	0
1993/94	12	White Oak Elementa	6014815	94	94	111	107	110	108	0	0	0	20	0	0	0	0	0	644	0
1993/94	13	Willow Elementary	6099030	121	120	148	128	148	119	0	0	0	0	0	0	0	0	0	784	0
1993/94	14	Yerba Buena Elemer	6014823	94	93	96	111	95	123	0	0	0	13	0	0	0	0	0	625	0
1993/94	15	LAS VIRGENES UNIFI	1964683	726	787	829	831	791	835	839	815	839	118	807	807	807	715	43	10,589	0
1993/94	16	County Total:		125,633	127,647	122,218	119,168	113,897	111,706	109,592	107,307	103,976	20,497	111,964	110,516	92,719	76,569	12,188	1,465,597	54
1993/94	17	State Total:		444,104	444,346	435,329	431,107	420,233	413,420	405,416	398,553	380,223	65,118	406,551	375,992	333,716	277,271	35,898	5,267,277	1,486

1994/95	01	School	Sch. Code	K	Grade 1	Grade 2	Grade 3	Grade 4	Grade 5	Grade 6	Grade 7	Grade 8	Ungr. Elen	Grade 9	Grade 10	Grade 11	Grade 12	Ungr. Sec.	Total Enroll.	Adults ir
1994/95	02	Agoura High	1930080	0	0	0	0	0	0	0	0	0	0	441	444	423	468	0	1,776	0
1994/95	03	Arthur E. Wright Mi	6014781	0	0	0	0	0	0	487	487	448	31	0	0	0	0	0	1,453	0
1994/95	04	Bay Laurel Elementa	6110563	76	91	93	95	75	68	0	0	0	8	0	0	0	0	0	506	0
1994/95	05	Calabasas High	1931781	0	0	0	0	0	0	0	0	0	0	382	359	326	295	22	1,384	0
1994/95	06	Chaparral Elementar	6014799	69	86	91	77	88	87	0	0	0	0	0	0	0	0	0	498	0
1994/95	07	Indian Hills Continua	1931260	0	0	0	0	0	0	0	0	0	0	2	10	28	41	0	81	0
1994/95	08	Lindero Canyon Mid	6066765	0	0	0	0	0	0	394	359	355	28	0	0	0	0	0	1,136	0
1994/95	09	Lupin Hill Elementar	6085658	113	134	107	117	118	88	0	0	0	0	0	0	0	0	0	677	0
1994/95	10	Round Meadow Eler	6014807	65	85	92	99	101	106	0	0	0	0	0	0	0	0	0	548	0
1994/95	11	Sumac Elementary	6093025	114	96	116	110	109	95	0	0	0	7	0	0	0	0	0	647	0
1994/95	12	White Oak Elementa	6014815	92	100	94	104	107	108	0	0	0	26	0	0	0	0	0	631	0
1994/95	13	Willow Elementary	6099030	108	109	128	122	156	138	0	0	0	15	0	0	0	0	0	776	0
1994/95	14	Yerba Buena Elemer	6014823	99	103	91	95	110	95	0	0	0	12	0	0	0	0	0	605	0
1994/95	15	LAS VIRGENES UNIFI	1964683	736	804	812	819	864	785	881	846	803	127	825	813	777	804	22	10,718	0
1994/95	16	County Total:		125,882	130,373	123,985	119,076	116,355	110,991	108,456	107,403	104,310	22,719	115,319	109,778	91,029	76,722	11,319	1,473,717	103
1994/95	17	State Total:		448,237	457,886	438,672	431,169	426,919	416,333	409,387	403,367	388,561	65,875	420,643	381,364	334,408	285,132	33,072	5,341,025	2,499

1995/96	01	School	Sch. Code	K	Grade 1	Grade 2	Grade 3	Grade 4	Grade 5	Grade 6	Grade 7	Grade 8	Ungr. Elen	Grade 9	Grade 10	Grade 11	Grade 12	Ungr. Sec.	Total Enroll.	Adults ir
1995/96	02	Agoura High	1930080	0	0	0	0	0	0	0	0	0	0	453	430	409	391	0	1,683	0
1995/96	03	Arthur E. Wright Mi	6014781	0	0	0	0	0	0	460	532	504	37	0	0	0	0	0	1,533	0
1995/96	04	Bay Laurel Elementa	6110563	87	105	101	97	97	85	0	0	0	0	0	0	0	0	0	572	0
1995/96	05	Calabasas High	1931781	0	0	0	0	0	0	0	0	0	0	346	381	348	305	17	1,397	0
1995/96	06	Chaparral Elementar	6014799	78	82	91	108	91	94	0	0	0	9	0	0	0	0	0	553	0
1995/96	07	Indian Hills Continua	1931260	0	0	0	0	0	0	0	0	0	0	11	29	31	20	0	91	0
1995/96	08	Lindero Canyon Mid	6066765	0	0	0	0	0	0	346	399	353	31	0	0	0	0	0	1,129	0
1995/96	09	Lupin Hill Elementar	6085658	112	115	136	119	121	128	0	0	0	14	0	0	0	0	0	745	0
1995/96	10	Round Meadow Eler	6014807	77	99	90	110	109	109	0	0	0	0	0	0	0	0	0	594	0
1995/96	11	Sumac Elementary	6093025	118	131	97	113	116	111	0	0	0	0	0	0	0	0	0	686	0
1995/96	12	White Oak Elementa	6014815	104	111	108	84	114	105	0	0	0	15	0	0	0	0	0	641	0

1995/96	13	Willow Elementary	6099030	99	113	110	134	118	159	15	0	0	0	0	0	0	0	0	748	0
1995/96	14	Yerba Buena Elemer	6014823	92	107	100	93	90	116	0	0	0	0	0	0	0	0	0	598	0
1995/96	15	LAS VIRGENES UNIF	1964683	767	863	833	858	856	907	821	931	857	106	810	840	788	716	17	10,970	0
1995/96	16	County Total:		136,039	133,612	128,565	122,286	117,716	114,715	108,880	107,431	105,761	24,877	120,396	108,750	91,877	75,993	11,691	1,508,589	129
1995/96	17	State Total:		472,334	466,167	453,020	435,380	428,553	424,838	413,776	409,978	399,039	65,917	437,974	396,020	343,419	287,428	33,381	5,467,224	1,597

1996/97	01	School	Sch. Code	K	Grade 1	Grade 2	Grade 3	Grade 4	Grade 5	Grade 6	Grade 7	Grade 8	Ungr. Elen	Grade 9	Grade 10	Grade 11	Grade 12	Ungr. Sec.	Total Enroll.	Adults ir
1996/97	02	Agoura High	1930080	0	0	0	0	0	0	0	0	0	0	447	440	431	398	0	1,716	0
1996/97	03	Arthur E. Wright Mi	6014781	0	0	0	0	0	0	559	498	558	38	0	0	0	0	0	1,653	0
1996/97	04	Bay Laurel Elementa	6110563	84	111	103	107	96	99	0	0	0	0	0	0	0	0	0	600	0
1996/97	05	Calabasas High	1931781	0	0	0	0	0	0	0	0	0	0	412	368	371	323	21	1,495	0
1996/97	06	Chaparral Elementar	6014799	80	96	88	99	124	92	0	0	0	6	0	0	0	0	0	585	0
1996/97	07	Indian Hills Continua	1931260	0	0	0	0	0	0	0	0	0	0	12	36	29	10	0	87	0
1996/97	08	Lindero Canyon Mid	6066765	0	0	0	0	0	0	422	374	404	23	0	0	0	0	0	1,223	0
1996/97	09	Lupin Hill Elementar	6085658	119	122	126	134	123	120	0	0	0	24	0	0	0	0	0	768	0
1996/97	10	Round Meadow Eler	6014807	66	117	103	98	120	121	0	0	0	0	0	0	0	0	0	625	0
1996/97	11	Sumac Elementary	6093025	99	122	135	93	113	121	0	0	0	0	0	0	0	0	0	683	0
1996/97	12	White Oak Elementa	6014815	85	97	115	113	92	115	0	0	0	18	0	0	0	0	0	635	0
1996/97	13	Willow Elementary	6099030	87	105	116	116	135	119	12	0	0	0	0	0	0	0	0	690	0
1996/97	14	Yerba Buena Elemer	6014823	99	91	112	101	103	107	0	0	0	0	0	0	0	0	0	613	0
1996/97	15	LAS VIRGENES UNIF	1964683	719	861	898	861	906	894	993	872	962	109	871	844	831	731	21	11,373	0
1996/97	16	County Total:		136,103	142,718	132,014	127,074	121,141	115,985	113,239	108,190	106,260	26,103	123,727	111,645	95,171	78,403	12,060	1,549,833	35
1996/97	17	State Total:		469,965	491,159	463,864	452,225	435,217	427,682	423,701	416,268	406,456	67,348	450,820	413,725	362,404	298,669	33,462	5,612,965	1,391

1997/98	01	School	Sch. Code	K	Grade 1	Grade 2	Grade 3	Grade 4	Grade 5	Grade 6	Grade 7	Grade 8	Ungr. Elen	Grade 9	Grade 10	Grade 11	Grade 12	Ungr. Sec.	Total Enroll.	Adults ir
1997/98	02	Agoura High	1930080	0	0	0	0	0	0	0	0	0	0	542	442	449	400	0	1,833	0
1997/98	03	Arthur E. Wright Mi	6014781	0	0	0	0	0	0	517	555	507	44	0	0	0	0	0	1,623	0
1997/98	04	Bay Laurel Elementa	6110563	85	99	114	101	104	104	0	0	0	0	0	0	0	0	0	607	0
1997/98	05	Calabasas High	1931781	0	0	0	0	0	0	0	0	0	0	417	415	342	354	36	1,564	0
1997/98	06	Chaparral Elementar	6014799	80	99	92	98	93	127	0	0	0	5	0	0	0	0	0	594	0
1997/98	07	Indian Hills Continua	1931260	0	0	0	0	0	0	0	0	5	0	5	14	30	43	0	97	0
1997/98	08	Lindero Canyon Mid	6066765	0	0	0	0	0	0	389	415	375	31	0	0	0	0	0	1,210	0
1997/98	09	Lupin Hill Elementar	6085658	132	136	138	122	131	132	0	0	0	15	0	0	0	0	0	806	0
1997/98	10	Round Meadow Eler	6014807	91	107	127	120	112	120	0	0	0	1	0	0	0	0	0	678	0
1997/98	11	Sumac Elementary	6093025	99	102	128	136	99	117	0	0	0	7	0	0	0	0	0	688	0
1997/98	12	White Oak Elementa	6014815	82	98	104	112	120	96	0	0	0	8	0	0	0	0	0	620	0
1997/98	13	Willow Elementary	6099030	100	113	112	120	115	133	0	0	0	11	0	0	0	0	0	704	0
1997/98	14	Yerba Buena Elemer	6014823	78	100	96	120	104	105	0	0	0	9	0	0	0	0	0	612	0
1997/98	15	LAS VIRGENES UNIF	1964683	747	854	911	929	878	934	906	970	887	131	964	871	821	797	36	11,636	0
1997/98	16	County Total:		133,608	142,683	140,821	130,601	125,573	119,715	114,225	112,826	107,356	24,863	126,059	112,649	98,344	82,715	11,245	1,583,283	124
1997/98	17	State Total:		463,684	488,429	489,070	463,034	451,069	434,280	426,302	426,245	412,604	62,785	458,650	423,865	378,819	317,595	30,872	5,727,303	2,293

1998/99	01	School	Sch. Code	K	Grade 1	Grade 2	Grade 3	Grade 4	Grade 5	Grade 6	Grade 7	Grade 8	Ungr. Elen	Grade 9	Grade 10	Grade 11	Grade 12	Ungr. Sec.	Total Enroll.	Adults ir
1998/99	02	Agoura High	1930080	0	0	0	0	0	0	0	0	0	0	480	522	407	407	33	1,849	0
1998/99	03	Arthur E. Wright Mi	6014781	0	0	0	0	0	0	537	517	568	69	0	0	0	0	0	1,691	0
1998/99	04	Bay Laurel Elementa	6110563	96	107	106	110	101	98	0	0	0	25	0	0	0	0	0	643	0
1998/99	05	Calabasas High	1931781	0	0	0	0	0	0	0	0	0	0	423	412	417	348	0	1,600	0
1998/99	06	Chaparral Elementar	6014799	70	99	97	99	95	97	0	0	0	5	0	0	0	0	0	562	0
1998/99	07	Indian Hills Continua	1931260	0	0	0	0	0	0	0	1	6	0	15	34	30	26	0	112	0
1998/99	08	Lindero Canyon Mid	6066765	0	0	0	0	0	0	391	407	416	30	0	0	0	0	0	1,244	0
1998/99	09	Lupin Hill Elementar	6085658	110	157	137	131	122	134	0	0	0	26	0	0	0	0	0	817	0
1998/99	10	Round Meadow Eler	6014807	72	116	97	132	116	112	0	0	0	11	0	0	0	0	0	656	0





2004/05	06	Calabasas High	1931781	0	0	0	0	0	0	0	0	0	0	0	563	501	482	472	0	2,018	0
2004/05	07	Chaparral Elementar	6014799	77	85	81	93	96	124	0	0	0	0	0	0	0	0	0	0	556	0
2004/05	08	Indian Hills Continua	1931260	0	0	0	0	0	0	0	0	0	0	0	0	5	14	65	0	84	0
2004/05	09	Lindero Canyon Mid	6066765	0	0	0	0	0	0	352	385	432	0	0	0	0	0	0	0	1,169	0
2004/05	10	Lupin Hill Elementar	6085658	121	129	117	123	149	124	0	0	0	0	0	0	0	0	0	0	763	0
2004/05	11	Round Meadow Eler	6014807	58	95	96	113	118	113	0	0	0	0	0	0	0	0	0	0	593	0
2004/05	12	Sumac Elementary	6093025	89	97	102	101	108	109	0	0	0	0	0	0	0	0	0	0	606	0
2004/05	13	White Oak Elementa	6014815	78	98	104	92	97	91	0	0	0	0	0	0	0	0	0	0	560	0
2004/05	14	Willow Elementary	6099030	80	76	96	95	124	103	0	0	0	0	0	0	0	0	0	0	574	0
2004/05	15	Yerba Buena Elemer	6014823	54	70	84	81	85	80	0	0	0	0	0	0	0	0	0	0	454	0
2004/05	16	LAS VIRGENES UNIFI	1964683	631	762	793	803	911	874	946	1,056	1,040	0	1,145	1,112	1,022	1,026	0	12,121	0	
2004/05	17	County Total:		121,623	130,274	132,147	133,679	135,874	137,212	134,919	131,168	134,320	22,719	156,109	132,084	117,701	99,922	14,374	1,734,125	440	
2004/05	18	State Total:		455,134	477,538	474,842	481,259	488,045	492,891	491,305	492,917	498,805	32,391	549,486	497,203	459,114	409,560	21,651	6,322,141	3,750	

2005/06	01	School	Sch. Code	K	Grade 1	Grade 2	Grade 3	Grade 4	Grade 5	Grade 6	Grade 7	Grade 8	Ungr. Elen	Grade 9	Grade 10	Grade 11	Grade 12	Ungr. Sec.	Total Enroll.	Adults ir
2005/06	02	Agoura High	1930080	0	0	0	0	0	0	0	0	0	0	602	562	577	502	0	2,243	0
2005/06	03	Alice C. Stelle Middl	101154	0	0	0	0	0	0	336	324	351	0	0	0	0	0	0	1,011	0
2005/06	04	Arthur E. Wright Mi	6014781	0	0	0	0	0	0	287	291	345	0	0	0	0	0	0	923	0
2005/06	05	Bay Laurel Elementa	6110563	89	97	115	125	109	134	0	0	0	0	0	0	0	0	0	669	0
2005/06	06	Calabasas High	1931781	0	0	0	0	0	0	0	0	0	0	495	558	486	453	0	1,992	0
2005/06	07	Chaparral Elementar	6014799	111	86	90	79	99	94	0	0	0	0	0	0	0	0	0	559	0
2005/06	08	Indian Hills Continua	1931260	0	0	0	0	0	0	0	0	0	0	0	13	25	44	0	82	0
2005/06	09	Lindero Canyon Mid	6066765	0	0	0	0	0	0	347	360	384	0	0	0	0	0	0	1,091	0
2005/06	10	Lupin Hill Elementar	6085658	95	124	116	126	128	142	0	0	0	0	0	0	0	0	0	731	0
2005/06	11	Round Meadow Eler	6014807	59	76	99	106	122	132	0	0	0	0	0	0	0	0	0	594	0
2005/06	12	Sumac Elementary	6093025	79	82	98	111	103	115	0	0	0	0	0	0	0	0	0	588	0
2005/06	13	White Oak Elementa	6014815	80	86	100	108	97	97	0	0	0	0	0	0	0	0	0	568	0
2005/06	14	Willow Elementary	6099030	79	81	79	100	95	129	0	0	0	0	0	0	0	0	0	563	0
2005/06	15	Yerba Buena Elemer	6014823	63	61	68	80	86	86	0	0	0	0	0	0	0	0	0	444	0
2005/06	16	LAS VIRGENES UNIFI	1964683	655	693	765	835	839	929	970	975	1,080	0	1,097	1,133	1,088	999	0	12,058	0
2005/06	17	County Total:		120,551	126,487	126,469	128,508	130,033	132,575	133,286	132,019	128,453	21,549	156,006	137,761	119,019	102,324	13,024	1,708,064	147
2005/06	18	State Total:		458,440	473,241	469,552	471,246	477,836	485,857	489,655	491,516	489,567	30,881	547,014	515,761	467,304	423,289	21,277	6,312,436	2,969

2006/07	01	School	Sch. Code	K	Grade 1	Grade 2	Grade 3	Grade 4	Grade 5	Grade 6	Grade 7	Grade 8	Ungr. Elen	Grade 9	Grade 10	Grade 11	Grade 12	Ungr. Sec.	Total Enroll.	Adults ir
2006/07	02	Agoura High	1930080	0	0	0	0	0	0	0	0	0	0	572	585	543	565	0	2,265	0
2006/07	03	Alice C. Stelle Middl	101154	0	0	0	0	0	0	302	345	335	0	0	0	0	0	0	982	0
2006/07	04	Arthur E. Wright Mi	6014781	0	0	0	0	0	0	303	285	296	0	0	0	0	0	0	884	0
2006/07	05	Bay Laurel Elementa	6110563	100	98	103	113	122	118	0	0	0	0	0	0	0	0	0	654	0
2006/07	06	Calabasas High	1931781	1	0	0	0	0	0	0	0	0	0	560	477	515	471	0	2,024	0
2006/07	07	Chaparral Elementar	6014799	74	116	89	96	85	101	0	0	0	0	0	0	0	0	0	561	0
2006/07	08	Indian Hills Continua	1931260	0	0	0	0	0	0	0	0	0	0	1	5	32	33	0	71	0
2006/07	09	Lindero Canyon Mid	6066765	0	0	0	0	0	0	375	356	363	0	0	0	0	0	0	1,094	0
2006/07	10	Lupin Hill Elementar	6085658	101	107	132	119	125	126	0	0	0	0	0	0	0	0	0	710	0
2006/07	11	Round Meadow Eler	6014807	101	80	85	102	111	124	0	0	0	0	0	0	0	0	0	603	0
2006/07	12	Sumac Elementary	6093025	85	71	94	99	114	100	0	0	0	0	0	0	0	0	0	563	0
2006/07	13	White Oak Elementa	6014815	74	87	91	108	114	97	0	0	0	0	0	0	0	0	0	571	0
2006/07	14	Willow Elementary	6099030	78	89	79	74	102	98	0	0	0	0	0	0	0	0	0	520	0
2006/07	15	Yerba Buena Elemer	6014823	61	69	68	71	78	87	0	0	0	0	0	0	0	0	0	434	0
2006/07	16	LAS VIRGENES UNIFI	1964683	675	717	741	782	851	851	980	986	994	0	1,133	1,067	1,090	1,069	0	11,936	0
2006/07	17	County Total:		117,037	125,477	123,790	124,790	127,142	129,753	131,616	133,292	131,955	945	153,871	139,554	125,597	107,759	679	1,673,257	553
2006/07	18	State Total:		454,771	477,519	466,050	467,943	470,625	478,796	485,899	492,883	491,883	3,393	545,040	517,873	487,493	443,121	3,654	6,286,943	2,260

2007/08	01	School	Sch. Code	K	Grade 1	Grade 2	Grade 3	Grade 4	Grade 5	Grade 6	Grade 7	Grade 8	Ungr. Elen	Grade 9	Grade 10	Grade 11	Grade 12	Ungr. Sec.	Total Enroll.	Adults ir
2007/08	02	District Non-Public	1	2	0	0	0	1	2	0	2	4	0	4	3	6	3	0	27	0
2007/08	03	Agoura High	1930080	0	0	0	0	0	0	0	0	0	0	486	564	566	521	0	2,137	0
2007/08	04	Alice C. Stelle Middl	101154	0	0	0	0	0	0	296	314	355	0	0	0	0	0	0	965	0
2007/08	05	Arthur E. Wright Mi	6014781	0	0	0	0	0	0	295	316	289	0	0	0	0	0	0	900	0
2007/08	06	Bay Laurel Elementa	6110563	76	110	110	106	124	120	0	0	0	0	0	0	0	0	0	646	0
2007/08	07	Calabasas High	1931781	0	0	0	0	0	0	0	0	0	0	526	556	452	490	0	2,024	0
2007/08	08	Chaparral Elementar	6014799	78	76	119	98	93	93	0	0	0	0	0	0	0	0	0	557	0
2007/08	09	Indian Hills Continua	1931260	0	0	0	0	0	0	0	0	0	0	0	5	21	46	0	72	0
2007/08	10	Lindero Canyon Mid	6066765	0	0	0	0	0	0	342	380	352	0	0	0	0	0	0	1,074	0
2007/08	11	Lupin Hill Elementar	6085658	93	102	104	141	117	127	0	0	0	0	0	0	0	0	0	684	0
2007/08	12	Mariposa Elementar	116129	28	22	20	15	18	8	0	0	0	0	0	0	0	0	0	111	0
2007/08	13	Round Meadow Eler	6014807	88	102	91	92	104	114	0	0	0	0	0	0	0	0	0	591	0
2007/08	14	Sumac Elementary	6093025	74	84	65	90	101	117	0	0	0	0	0	0	0	0	0	531	0
2007/08	15	White Oak Elementa	6014815	78	76	90	100	110	116	0	0	0	0	0	0	0	0	0	570	0
2007/08	16	Willow Elementary	6099030	76	80	92	80	82	102	0	0	0	0	0	0	0	0	0	512	0
2007/08	17	Yerba Buena Elemer	6014823	60	62	69	67	66	78	0	0	0	0	0	0	0	0	0	402	0
2007/08	18	LAS VIRGENES UNIFI	1964683	653	714	760	789	816	877	933	1,012	1,000	0	1,016	1,128	1,045	1,060	0	11,803	0
2007/08	19	County Total:		114,860	121,496	122,917	121,738	122,702	124,986	127,805	129,740	129,540	1,023	152,562	137,882	125,408	114,653	790	1,648,102	561
2007/08	20	State Total:		454,743	471,770	471,398	465,121	467,305	470,021	478,685	487,331	490,054	3,321	541,650	513,707	488,227	468,281	3,855	6,275,469	2,635

2008/09	01	School	Sch. Code	K	Grade 1	Grade 2	Grade 3	Grade 4	Grade 5	Grade 6	Grade 7	Grade 8	Ungr. Elen	Grade 9	Grade 10	Grade 11	Grade 12	Ungr. Sec.	Total Enroll.	Adults ir
2008/09	02	District Non-Public	1	0	0	0	0	0	2	3	2	5	0	6	11	4	5	0	38	0
2008/09	03	Agoura High	1930080	0	0	0	0	0	0	0	0	0	0	544	491	546	554	0	2,135	0
2008/09	04	Alice C. Stelle Middl	101154	0	0	0	0	0	0	293	307	314	0	0	0	0	0	0	914	0
2008/09	05	Arthur E. Wright Mi	6014781	0	0	0	0	0	0	295	307	328	0	0	0	0	0	0	930	0
2008/09	06	Bay Laurel Elementa	6110563	93	91	114	120	108	132	0	0	0	0	0	0	0	0	0	658	0
2008/09	07	Buttercup Pre-Schod	118240	1	0	0	0	0	0	0	0	0	0	0	0	0	0	0	1	0
2008/09	08	Calabasas High	1931781	0	0	0	0	0	0	0	0	0	0	507	528	538	444	0	2,017	0
2008/09	09	Chaparral Elementar	6014799	85	93	86	122	100	96	0	0	0	0	0	0	0	0	0	582	0
2008/09	10	Indian Hills Continua	1931260	0	0	0	0	0	0	0	0	0	0	1	4	16	26	0	47	0
2008/09	11	Lindero Canyon Mid	6066765	0	0	0	0	0	0	348	331	384	0	0	0	0	0	0	1,063	0
2008/09	12	Lupin Hill Elementar	6085658	112	98	103	108	136	125	0	0	0	0	0	0	0	0	0	682	0
2008/09	13	Mariposa Elementar	116129	23	18	14	12	12	11	0	0	0	0	0	0	0	0	0	90	0
2008/09	14	Round Meadow Eler	6014807	70	99	115	94	92	106	0	0	0	0	0	0	0	0	0	576	0
2008/09	15	Sumac Elementary	6093025	74	68	87	68	85	99	0	0	0	0	0	0	0	0	0	481	0
2008/09	16	White Oak Elementa	6014815	78	76	74	92	95	108	0	0	0	0	0	0	0	0	0	523	0
2008/09	17	Willow Elementary	6099030	78	72	83	98	88	86	0	0	0	0	0	0	0	0	0	505	0
2008/09	18	Yerba Buena Elemer	6014823	72	68	64	78	72	68	0	0	0	0	0	0	0	0	0	422	0
2008/09	19	LAS VIRGENES UNIFI	1964683	686	683	740	792	788	833	939	947	1,031	0	1,058	1,034	1,104	1,029	0	11,664	0
2008/09	20	County Total:		114,680	119,142	119,845	121,714	120,859	122,086	123,897	126,511	129,018	975	153,833	137,528	124,640	116,157	998	1,631,883	742
2008/09	21	State Total:		461,063	468,848	465,495	469,824	463,904	467,278	469,183	479,359	486,390	3,051	539,167	509,157	489,207	476,156	3,949	6,252,031	3,284

Pulled from Hand-entered  
another cell: from DOE chart

Cross Check 187,007

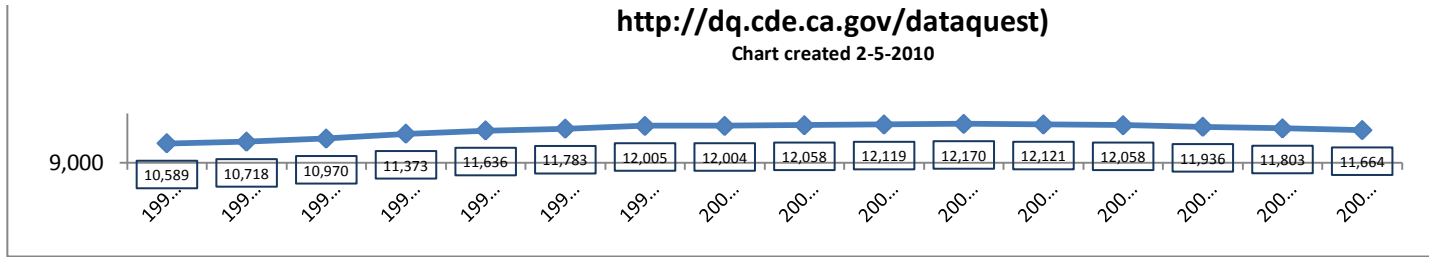
1993/94	10,589	10,589
1994/95	10,718	10,718
1995/96	10,970	10,970
1996/97	11,373	11,373
1997/98	11,636	11,636

## LVUSD TOTAL ENROLLMENT, BY YEAR

(Source: California Dept of Education -



1998/99	11,783	11,783
1999/2000	12,005	12,005
2000/01	12,004	12,004
2001/02	12,058	12,058
2002/03	12,119	12,119
2003/04	12,170	12,170
2004/05	12,121	12,121
2005/06	12,058	12,058
2006/07	11,936	11,936
2007/08*	11,803	11,803
2008/09*	11,664	11,664



Cross Checks    187,007    187,007 (MATCH)





1 K-12 Programs

1 K-12 Programs

1 K-12 Programs

1 K-12 Programs

1 K-12 Programs

1 K-12 Programs

1 K-12 Programs

1 K-12 Programs

1 K-12 Programs

1 K-12 Programs

1 K-12 Programs

1 K-12 Programs

1 K-12 Programs

1 K-12 Programs



1 K-12 Programs

1 K-12 Programs